



SENATOR™ G2 PREMIUM TRAILER



4060 - 5075
280-350 BAR
PSI


20 - 31
L/PM


HONDA
V-TWIN & EFI
PETROL
ENGINE TYPE
POWERED by
HONDA


1000L
WATER TANK
CAPACITY


DUAL
AXLE



HERO INNOVATIONS


-  **TURN KEY SOLUTION**
Quality assured and ready to work
-  **PURPOSE BUILT**
Built for high pressure water equipment
-  **AUSTRALIAN MADE**
Made for tough Australian conditions









*Shown with optional toolbox and optional low pressure hose reel.

APPLICATIONS

-  Portable High Pressure Cleaning
-  Tradesmen
-  Commercial Cleaners
-  Shipping & Marine



STANDOUT FEATURES

-  Australian Made using Australian steel.
-  Tandem axle trailer for increased stability and strength.
-  Heavy duty construction.
-  1000L TTI polyethylene water tank, with low level water cut out protection and high flow inlet float valve & automatic shut-off.
-  Mechanical disc braking system, with override.
-  Industrial A-Frame high pressure hose reel with 30m high pressure hose fitted.

STANDARD EQUIPMENT



A Frame High Pressure Reel + 30m 3/8" Non Marking Double Wire Braid Hose w/M22 Couplings



1000L On-board Water Cartage Tank & Float Valve w/Low Level Cut Out

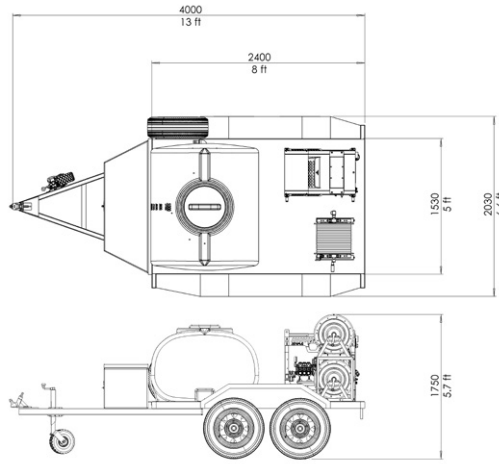


Senator G2 Machine w/J5500K Gun & Lance accessories.



Australian made trailer.

DIMENSIONS (MM)



SKID FEATURES

SENATOR G2 PREMIUM TRAILER

Product Codes

CW4000-21PEG2PREMTRAILER-B | CW4000-26PEG2REMTRAILER-B
CW4000-31PEG2FIREMTRAILER-B | CW5000-23PEG2REMTRAILER-B
CW4000-21PEG2JXREMTRAILER-B | CW4000-26PEG2JXREMTRAILER-B

Origin

Made in Australia

Materials

Welded RHS (dark grey enamel paint finished) 3mm mild steel checker sheet floor

Suspension System / Spare Wheel

7 Leaf slipper suspension / Y (Standard Wheel)

Tyres & Wheels

14 x 6 5* 114 PCD-185R14 102 LOAD LT

Axle & Hubs / Brakes

Solid 45mm Square Premium 1045 Grade Steel / Mechanical Disc Brakes & Calipers

Tow Hitch / Jockey Wheel

50mm Ball coupling / 10" Heavy Duty

Plug Type / Lights

7 Pin flat / LED ADR Approved multi-volt

Trailer Rating

1990KG

Other Features

Additional Bracing / A-Frame draw bar / Corner fill-ins

WATERTANK FEATURES



Origin / Material

Made in Australia (TTI Trans Tank International) / Polyethylene (UV Stabilised)

Tank Capacity

1000L

HOSE REELS

Type

1 x Apache A-Frame

Capacity

Up to 100m of 3/8" High Pressure Hose / Up to 30m of 3/4" Low Pressure Hose

DIMENSIONS & WEIGHT



Total Dimensions

4000mm(L) x 2030mm(W) x 1750mm(H)

Total Weight (approx.)

900KG (dry) / 1850KG (wet)

WARRANTY(S)



Trailer Warranty

1 Years

Machine Warranty

2 Years

Water Tank Warranty

15 Years

OPTIONAL UPGRADES

Apache A-Frame Low Pressure Reel w/30m 3/4" JWA120-LP-30M

1500mm Alloy Lockable Tool Box 31602

Add 30m High Pressure Hose (Total 60m) 52001-ADD30M

Add 70m High Pressure Hose (Total 100m) 52001-ADD70M

Apache A-Frame Hose Reel Guides (Each) 2100463

12v Rewind & Variable Speed Controller Kit 103166-CMPL

Copyright © 2024 Jetwave® Group Pty Ltd. All Rights Reserved.

The manufacturer reserves the right to modify design features and technical facts without notice, due to our principals of continuous improvement.
*Coverage against defects in material and workmanship (refer to Jetwave's and component partners T&Cs).

V4.0 05/24