


# RAIDER™

**DOMESTIC**  
OCCASIONAL USAGE

  
**1900**  
130 BAR  
**PSI**

  
**8**  
**L/PM**

  
**ELECTRIC MOTOR**  
**2.2KW 1 PHASE**  
**MOTOR TYPE**

  
**2800RPM**  
**DRIVE**

  
**COLD WATER**  
**OUTPUT**



**BONUS INCLUSION!**


**10M EXTENSION HOSE**  
\$110 VALUE




**INCREASED  
CLEANING REACH!**

## APPLICATIONS

 Domestic Cleaning


 Car Cleaning

 Motor Bike Cleaning


 Caravan Cleaning





## STANDOUT FEATURES

 Quality solid brass pump head.

 Quality induction electric motor with thermal protection.

 Brass water inlet connection with in-line filter.

 Built in hose reel including 8m steel braided hose + bonus 10m extension hose.

 0°, 15°, 25°, 40° & soap snap-on nozzle selection on storage rack.

 Total Stop Protection System (TSS™) for operational longevity.

**MORE FEATURES.  
MORE INNOVATION.  
MORE TECHNOLOGY.**

## STANDARD EQUIPMENT



**Gun & Lance:** High pressure gun w/lance  
+ 5 snap nozzles.



**Hose:** 8m 1/4" high pressure steel braided hose with  
quick coupling.



## TECHNICAL DATA

# RAIDER™

Product Code	11183
Pressure / Flow Rate	1900 PSI (130 BAR) / 8 L/PM (480 L/PH) / 2 GPM
Max Water Inlet Temp	50°C / 122°F
Usage Frequency	Domestic: Occasional Usage
Nozzle Size	O3
Frame Structure	Plastic Chassis & 2 Wheel Trolley

## MOTOR FEATURES

Motor / Power	Induction / 2.2kW / 1 Phase / 240v / 50Hz
Cable Length / Control	8M / Total Stop System TSS™


## HYDRAULIC FEATURES

Pump / Head / Pistons	Axial / Brass / Stainless Steel
Motor Pump Coupling / Pump RPM	Direct / 2800RPM
Unloader Valve	Integral
Detergent Injector	Y - On board tank adjustable dial

## DIMENSIONS & WEIGHT

Machine Dimensions / Weight	780mm(L) x 590mm(W) x 900mm(H) / 21KG
-----------------------------	---------------------------------------

## WARRANTY(S)

Unit / Pump / Motor Warranty*	 1 Years (Domestic Usage)
-------------------------------	--

## OPTIONAL ACCESSORIES

Turbo Head w/Snap Tail	JWA303
JW3 Foaming Lance w/1L Tank	JWA221
12" Hammerhead FSC w/Lance	JWA-FSC12-CMPL

Copyright © 2023 Jetwave® Group Pty Ltd. All Rights Reserved.

The manufacturer reserves the right to modify design features and technical facts without notice, due to our principals of continuous improvement.  
\*Coverage against defects in material and workmanship (refer to Jetwave's and component partners T&Cs).

V3.2 09/23