

EXECUTIVE™ G2 JX 350-23



5075
PSI

23
L/PM

JX750 V-TWIN
PETROL
ENGINE TYPE

GEARBOX
1450RPM
DRIVE

HOT
WATER
OUTPUT




HERO INNOVATIONS

- ETL™**
Engineered Top Lifting Lugs
- PEXO™**
Stainless Steel Exoskeleton
- JWPP™**
Jetwave Italian Premium Pump
- CC™**
Centralised Control
- AVPS™**
Anti Vibration Protection System

Registered Design ® 202215869

APPLICATIONS

- Tradesmen
- Commercial Cleaners
- Shipping & Logistics
- Hire & Rental



STANDOUT FEATURES

- JW® Enhanced Italian triplex plunger pump running at 1450RPM delivers more performance and longer life.
- Electric start Industrial V-Twin JX750 Series Engine.
- Jetwave Safety System™ (JSS) thermal and safety valve to prevent overheating in excessive bypass and over pressurisation.
- Vertical burner with GeniSys™ 12v Advanced Burner Control with smart sensors and protective features.
- Battery isolator & Emergency stop for increased safety and longevity.
- Seamless under chassis mounted dual fuel tanks protected from heat with front fill point safety.

STANDARD EQUIPMENT

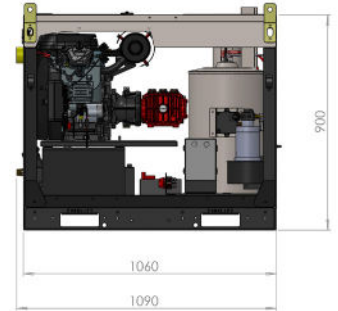



Industrial spray gun & single lance.



15m Double Wire Braid Hose with Couplings.

DIMENSIONS (MM)



TECHNICAL DATA

EXECUTIVE™ G2 JX 350-23

Product Code	HW5000-23PG2JX
Pressure / Flow Rate	5075 PSI (350 BAR) / 23 L/PM
Max Water Inlet / Outlet Temp	60°C / 90°C
Class (ASNZS: 4223)	B (8,050 Bar/Litres)
Usage Frequency	Professional: 4 Hours Daily
Nozzle Size	05
Frame Structure	CNC Modular skid galvanised steel chassis plus satin powder coat finish and stainless steel cover

MOTOR FEATURES



Engine / Power	JX750 Electric Key Start (air cooled) 24HP / 750cc
Fuel Type / Capacity / Protection	Unleaded / 17L / Low Oil Shutdown

HYDRAULIC FEATURES



Pump / Head / Pistons	JW® Italian Triplex Plunger / Brass (Nickle Plated) / Ceramic
Motor Pump Coupling / Pump RPM	Gearbox Drive / 1450RPM
Unloader Valve	Independent (Zero) - Adjustable
Safety Valve	Yes
Detergent Injector	Yes - Downstream low pressure (power boost)

THERMAL FEATURES



Burner Model	Vertical 12v V Series
Fuel Supply / Capacity / Consumption	Diesel / 17L / 5.74 L/PH
Coil / Housing Material	Mild steel 3mm wall seamless (400BAR rated) / Stainless Steel

DIMENSIONS & WEIGHT



Machine Dimensions / Weight	Skid: 1090mm(L) x 700mm(W) x 920mm(H) / 295KG (approx.)
-----------------------------	---

WARRANTY(S)



Unit / Pump Warranty*	2 Years
Engine Warranty*	3 Years

OPTIONAL ACCESSORIES

OPTIONAL UPGRADES

30m Hose Reel w/30m hose	1060CMPL-EX30M	4 Wheel Trolley Kit A (4 x Off road wheels)	JWA407
60m Hose Reel w/60m hose	1067CMPL-EX60M	4 Wheel Trolley Kit B (2 x Off road wheels + 2 x caster wheels)	JWA407E
JW Bypass Pro Foam	PROFOAM	Hose Reel Roller Guide HGS™	1067-GUIDEASSY (1067 Only)
Turbo Head w/Lance (350BAR)	JWA159		
21" Hammerhead - Stainless Steel	JWA-FSC21-5		

Copyright © 2023 Jetwave® Group Pty Ltd. All Rights Reserved.

The manufacturer reserves the right to modify design features and technical facts without notice, due to our principals of continuous improvement.

*Coverage against defects in material and workmanship (refer to Jetwave's and component partners T&Cs).

V3.0 03/23