

PMG™ G2 350



5075
PSI

23
L/PM

**V-TWIN PETROL
GX690 & EFI IGX700**
ENGINE TYPE
POWERED by
HONDA

**GEARBOX
1450RPM
DRIVE**

**COLD
WATER
OUTPUT**



HERO INNOVATIONS

- JWPP™**
Jetwave Italian Premium Pump
- AVPS™**
Anti Vibration Protection System
- PMC™**
Panel/Bulk Head Mounted HP/LP Points
- AST™**
Auto Speed Technology (iGX700 Only)
- TURN KEY SOLUTION**
Quality assured and ready to go

APPLICATIONS

- High Pressure Cleaning
- Drain Cleaning
- Truck, Ute & Trailer Mounting
- External Water Tank & Bypass Ready

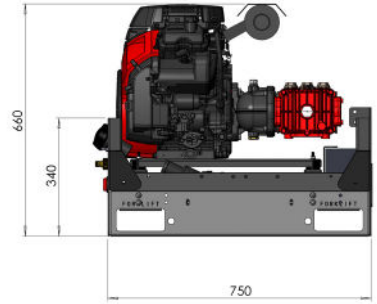
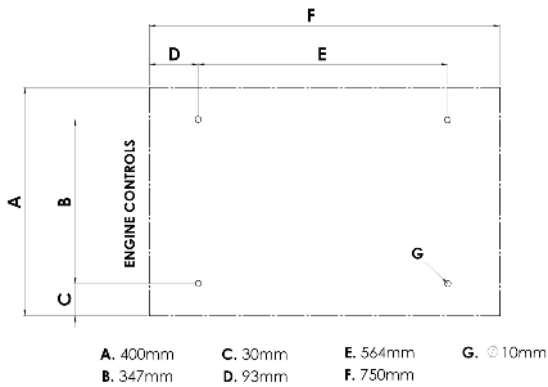


STANDOUT FEATURES

- JW® Enhanced Italian triplex plunger pump running at 1450RPM delivers more performance and longer life.
- Electric start Industrial V-Twin Honda™ GX690 Series Engine with digital engine hour meter. Or iGX700 EFI engine with auto speed technology (auto RPMS)
- Jetwave Safety System™ (JSS) safety valve to prevent over pressurisation.
- Seamless 25L on-board fuel tank under chassis mount, with level gauge.
- Battery isolator.
- Integrated forklift pockets & mounting points.

MOUNTING FOOTPRINT

DIMENSIONS (MM)



TECHNICAL DATA

PMG™ G2₃₅₀

Product Code	PM5000-23PEG2
Pressure / Flow Rate	5075 PSI (350 BAR) / 23 L/PM
Max Water Inlet Temp	60°C
Class (ASNZS: 4223)	B (8,050 Bar/Litres)
Usage Frequency	Professional: 4 Hours Daily
Nozzle Size	O4
Frame Structure	CNC Modular galvanised steel chassis plus satin powder coat finish

MOTOR FEATURES

Engine / Power	Honda™ GX690 Electric Key Start (air cooled) 23 HP / 630 CC
Fuel Type / Capacity / Protection	Unleaded / 25L (w/level gauge) / Low Oil Shutdown



HYDRAULIC FEATURES

Pump / Head / Pistons	JW® Italian Triplex Plunger / Brass (Nickle Plated) / Ceramic
Motor Pump Coupling / Pump RPM	Gearbox Drive / 1450RPM
Unloader Valve	Independent
Safety Valve	Yes
Detergent Injector	Optional - Downstream low pressure (power boost)

DIMENSIONS & WEIGHT

Machine Dimensions / Weight	750mm(L) x 550mm(W) x 660mm(H) / 150KG (approx.)
-----------------------------	--

WARRANTY(S)

Pump Warranty*	 2 Years
Engine Warranty*	 3 Years

OPTIONAL ACCESSORIES

OPTIONAL UPGRADES

21" Hammerhead - Stainless Steel	JWA-FSC21-5	iGX700 EFI Engine Upgrade w/auto speed	ADD:FI
		Low Level Water Cut Out	JWA220

Copyright © 2023 Jetwave® Group Pty Ltd. All Rights Reserved.

The manufacturer reserves the right to modify design features and technical facts without notice, due to our principals of continuous improvement.

*Coverage against defects in material and workmanship (refer to Jetwave's and component partners T&Cs).

V3.0 03/23