



Distributed by:






## JW BYPASS PRO FOAM

The Jetwave JW Bypass Pro Foam attachment introduces inline foam injection to your pressure cleaning solution. Increasing efficiency and task effectiveness by combining high pressure water and quality foam together quickening the cleaning process with this quality optional accessory from Jetwave.



GUN AND HOSE NOT INCLUDED

### STANDOUT FEATURES

-  Stainless steel construction.
-  Bypass or injector mode.
-  Ergonomic Handle.
-  Adjustable dosage pick up chemical inlet port.
-  Comes with pick up hose.

Product Code	Working Pressure psi bar	Max Temperature	Inlet	Outlet
PROFOAM	5000 350	100c	1/2" F	1/2" F