

HORNET™ G2 iGX



3000 - 4060
PSI

15 - 21
L/PM

HONDA iGX390
PETROL
ENGINE TYPE
POWERED by HONDA.

GEARBOX
1450RPM
DRIVE

COLD WATER
OUTPUT



HERO INNOVATIONS



PEXO™
Stainless Steel Exoskeleton



JWPP™
Jetwave Italian Premium Pump



CC™
Centralised Control



AVPS™
Anti Vibration Protection System



AST™
Auto Speed Technology



APPLICATIONS



Tradesmen



Commercial Cleaners



Agriculturist



Hire & Rental



STANDOUT FEATURES



JW® Enhanced Italian triplex plunger pump running at 1450RPM delivers more performance and longer life.



Intelligent Honda™ iGX390 Industrial Series Engine with automatic RPM's & choke sensor with electric key start (back up pull start).



Jetwave Safety System™ (JSS) thermal and safety valve to prevent overheating in excessive bypass and over pressurisation.



Zero line pressure brass adjustable unloader valve.



Battery isolator.



Emergency stop.

STANDARD EQUIPMENT

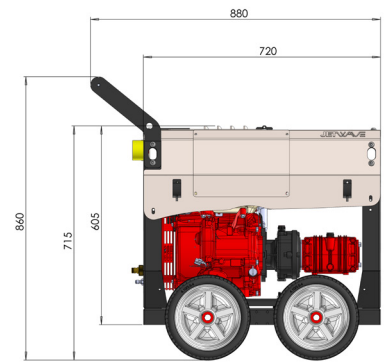



J5000™ High Pressure Gun + Twin Lance with Nozzles.



15m Double Wire Braid Hose with M22 Couplings.

DIMENSIONS (MM)



TECHNICAL DATA

HORNET™ G2 iGX 280

HORNET™ G2 iGX 200

Product Code	CW4000-15PEIG2	CW3000-21PEIG2
Pressure / Flow Rate	4060 PSI (280 BAR) / 15 L/PM	3000 PSI (200 BAR) / 21 L/PM
Max Inlet Temp	60°C	
Class (ASNZS: 4223)	A (4,200 Bar/Litres)	
Usage Frequency	Professional - 4 Hours Daily	
Nozzle Size	O4	O6
Frame Structure	CNC Modular skid galvanised steel chassis plus satin powder coat finish and stainless steel cover	

MOTOR FEATURES

Engine / Power	Honda™ iGX390 Electric Start (air cooled w/auto speed tech) 13HP / 390cc
Fuel Type / Capacity / Protection	Unleaded / 6.1L / Low Oil Shutdown



HYDRAULIC FEATURES

Pump / Head / Pistons	JW® Italian Triplex Plunger / Brass (Nickle Plated) / Ceramic
Motor Pump Coupling / Pump RPM	Gearbox Drive / 1450RPM
Unloader Valve	Independent (Zero) - Adjustable
Safety Valve	Yes
Detergent Injector	Yes - Downstream low pressure (power boost)

DIMENSIONS & WEIGHT

Machine Dimensions / Weight	880mm(L) x 575mm(W) x 860mm(H) / 86KG
-----------------------------	---------------------------------------

WARRANTY(S)

Unit / Pump Warranty*	 2 Years
Engine Warranty*	 3 Years

OPTIONAL ACCESSORIES

30m Hose Reel	1060CMPL
60m Hose Reel	1067CMPL
Additional High Pressure Hose	52001
JW12 Foaming Lance w/1L Tank	JWA221-LS12
JW Bypass Pro Foam	PROFOAM
Turbo Head w/Lance (300BAR)	JWA160
21" Hammerhead - Plastic	JWA-FSC21
21" Hammerhead - Stainless Steel	JWA-FSC21-5

OPTIONAL UPGRADES

On-board Water Bypass Cooling Tank	90008-12ROTOCMPL
Low Level Water Cut Out	JWA218
Top Lift Eyelets Kit	JWA551
Wheel Brake System Kit	JWA-WBS
Engine Hour Meter	TOL8075

The manufacturer reserves the right to modify design features and technical facts without notice, due to our principals of continuous improvement.

*Coverage against defects in material and workmanship (refer to Jetwave's and component partners T&Cs).

V2.2 08/21